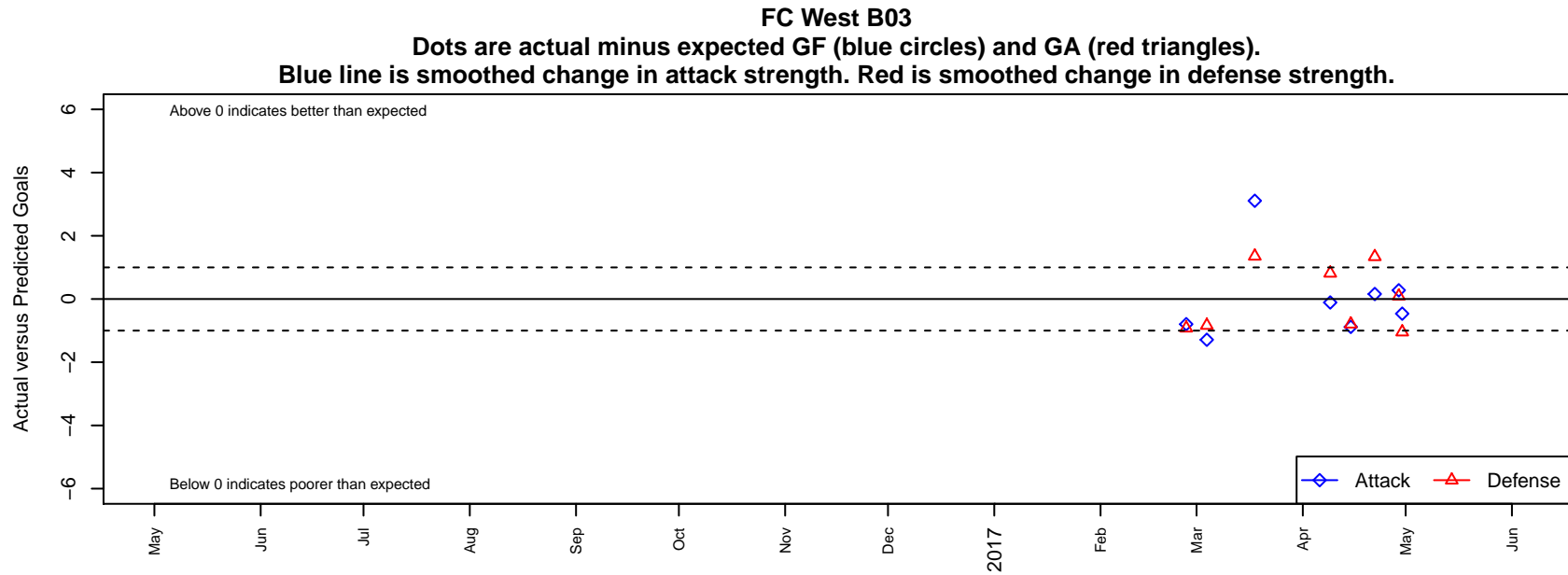


FC West B03

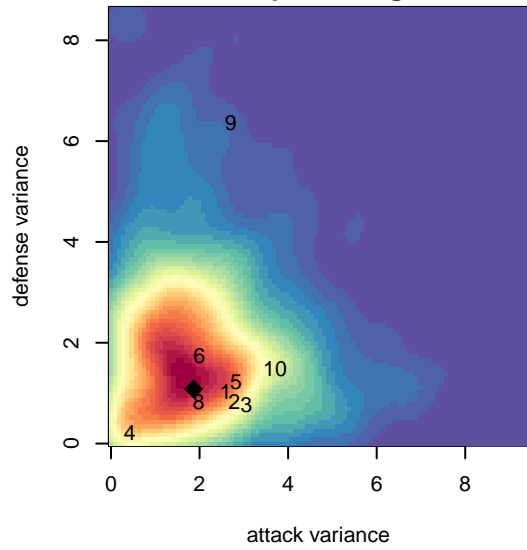
FC West
Forest Grove, OR
B03 total strength=1090
attack=2.44 defense=3.04
spr league = Spr OYS B03 Div 1 Green

alt names used:
FC West 03B

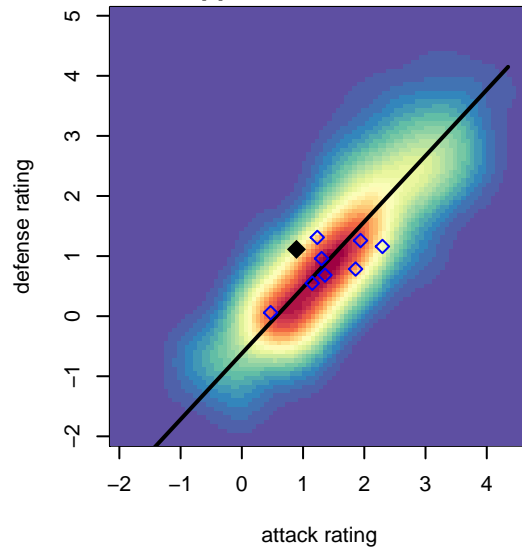
Venues played:
2016 Spr OYS B03 Division 1 Green



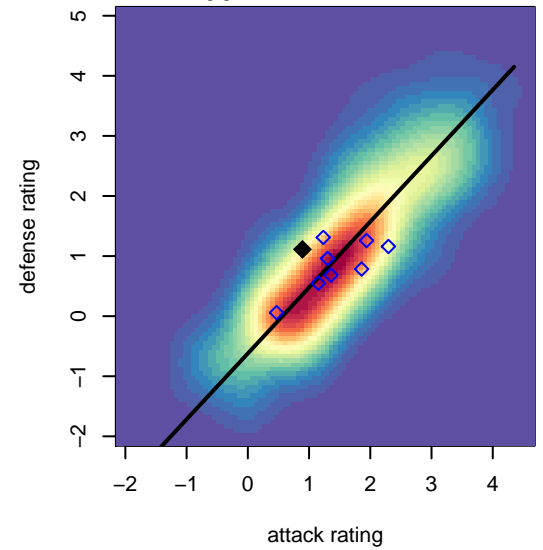
**attack and defense variance (black dot)
relative to other teams
and top 10 in region**



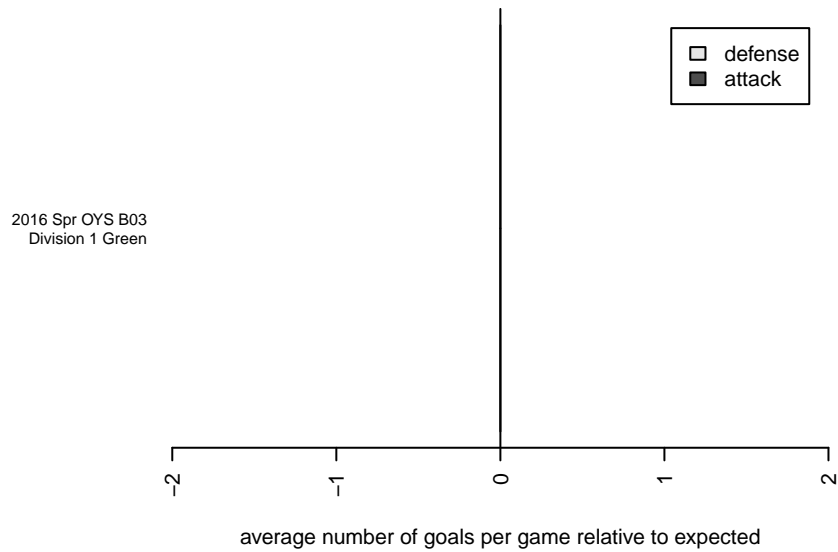
**attack and defense rating
relative to others at age
and all opponents in last 13 months**



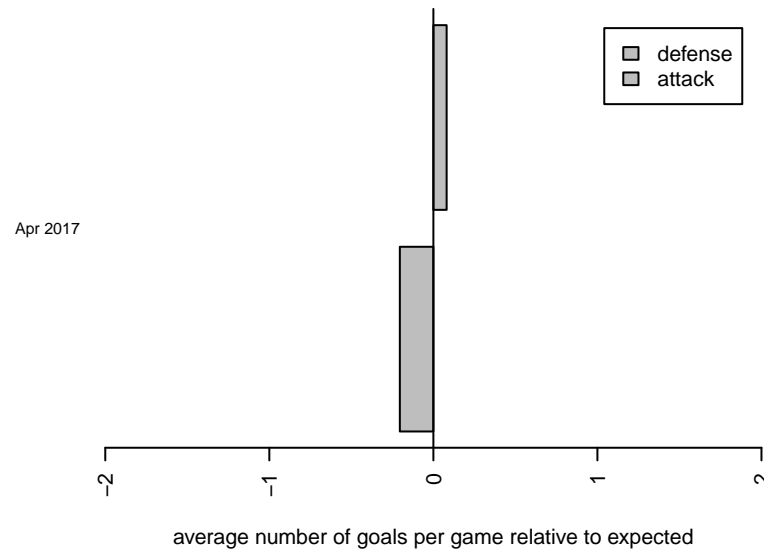
**attack and defense rating
relative to others at age
and all opponents in last 13 months**



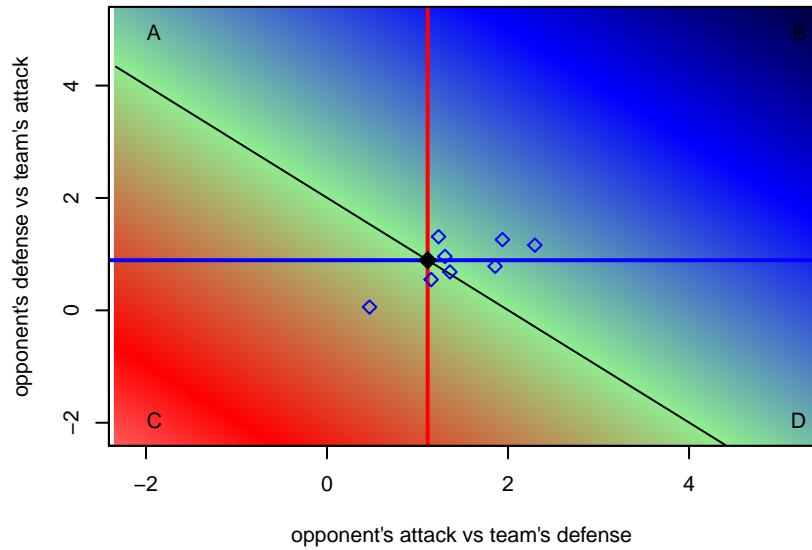
Performance relative to 13 month average



Performance relative to 13 month average



Distribution of opponents
 Red = Lose zone, Blue = Win zone, Green = Even
 Black line separates win/lose zones



lot. A=Neither has attack advantage, B=Opponent has both attack and defense advantage, C=Opponent has both attack and defense disadvantage, D=Both have

date	home		away		venue	pred.home	pred.away
2017-04-30	FC West B03	1	THUSC Beryllium Black B03	3	2016 Spr OYS B03 Division 1 Green	1.46	1.96
2017-04-29	FC West B03	1	HSC Velez B03	1	2016 Spr OYS B03 Division 1 Green	0.72	1.09
2017-04-22	FC West B03	1	Pacific FC United B03	0	2016 Spr OYS B03 Division 1 Green	0.84	1.34
2017-04-15	FC West B03	0	4-H Atletico B03	3	2016 Spr OYS B03 Division 1 Green	0.88	2.21
2017-04-09	CSC Storm Navy B03	0	FC West B03	2	2016 Spr OYS B03 Division 1 Green	0.81	2.11
2017-03-18	Washington Timbers White 1 B03	0	FC West B03	4	2016 Spr OYS B03 Division 1 Green	1.35	0.89
2017-03-04	BSC Portland Black B03	2	FC West B03	0	2016 Spr OYS B03 Division 1 Green	1.16	1.29
2017-02-26	Salem Chelsea B03	4	FC West B03	0	2016 Spr OYS B03 Division 1 Green	3.08	0.80